





Teherbírás L (kg)

		M6	M8	M10	M12	M14	M16	M18	M20	M22	M24	M27
1 csavarral (csavaronként)		90	140	230	340	500	700	930	1200	1500	1800	2500
2 csavarral (csavaronként)		60	100	170	240	350	500	650	860	1050	1290	1830

		M30	M33	M36	M39	M42	M45	M48	M52	M56	M64	M72
1 csavarral (csavaronként)		3200	4200	4600	6000	6300	7800	8600	9900	11500	16000	20000
2 csavarral (csavaronként)		2300	3050	3300	4400	4500	5500	6100	7100	8200	11000	14000