
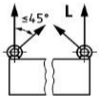
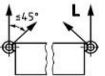


Maximális terhelés L (kg)

		5/16	3/8	1/2	5/8	3/4	7/8	1	1.1/4	1.1/2	1.3/4	2
1 * csavaranya (csavaranyánként)		140	230	340	700	850	1400	1800	3200	4600	6300	8600
2 * csavaranya (csavaranyánként)		100	170	240	500	600	1000	1290	2300	3300	4500	6100
2 * csavaranya oldalt rögzítve (csavaranyánként)		70	115	170	350	425	700	900	1600	2300	3150	4300