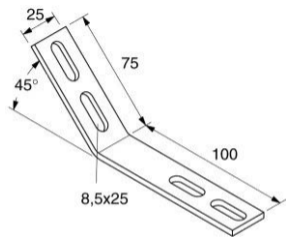
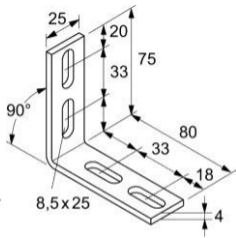


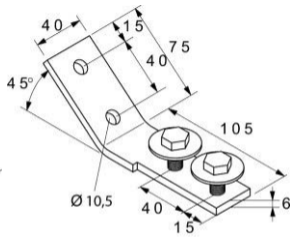
Dados de montagem



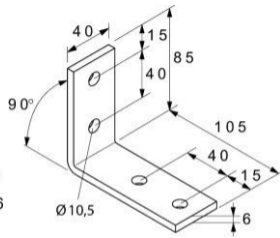
MW 27-45°



MW 27-90°



MW 38-45°



MW 38-90°

- Boa possibilidade de fixação usando um ângulo correcto.
- Para facilitar a instalação, o ângulo MW 38-45° é fornecido com parafusos de montagem.