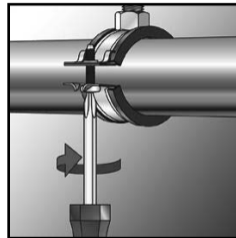
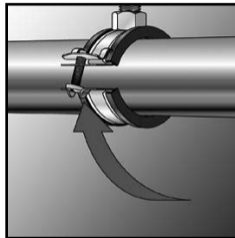
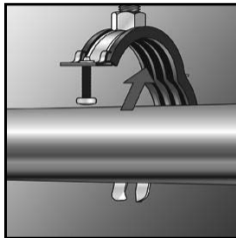
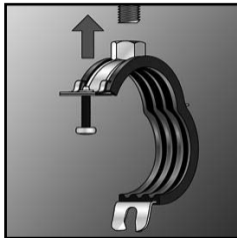


Secvență asamblare



- Introduceți țeava, strângeți părțile clemei împreună, cuplați cu șurubul de fixare și strângeți.