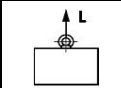
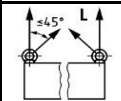
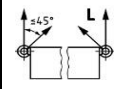
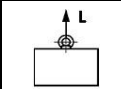
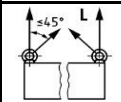
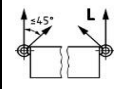


Kapacita dvíhania L (kg)

		M6	M8	M10	M12	M14	M16	M18	M20	M22	M24	M27
osové (WLL) s 1 skrutkou (na skrutku)		75	140	230	340	490	700	850	1200	1400	1800	2100
s 2 skrutkami (na skrutku)		55	100	170	240	350	500	600	860	1000	1290	1500
postranné zaťaženie s 2 skrutkami (na skrutku)		38	70	115	170	245	350	425	600	700	900	1050

		M30	M33	M36	M39	M42	M45	M48	M52	M56	M64	M72
osové (WLL) s 1 skrutkou (na skrutku)		3200	3200	4600	4600	6300	6300	8600	8600	11500	16000	20000
s 2 skrutkami (na skrutku)		2300	2300	3300	3300	4500	4500	6100	6100	8200	11000	14000
postranné zaťaženie s 2 skrutkami (na skrutku)		1600	1600	2300	2300	3150	3150	4300	4300	5750	8000	10000

WLL = obmedzenie pracovného zaťaženia